

File Name: canon g3 user manual.pdf
Size: 2463 KB
Type: PDF, ePub, eBook
Category: Book
Uploaded: 19 May 2019, 15:20 PM
Rating: 4.6/5 from 787 votes.

Status: AVAILABLE

Last checked: 5 Minutes ago!

In order to read or download canon g3 user manual ebook, you need to create a FREE account.

[**Download Now!**](#)

eBook includes PDF, ePub and Kindle version

[Register a free 1 month Trial Account.](#)

[Download as many books as you like \(Personal use\)](#)

[Cancel the membership at any time if not satisfied.](#)

[Join Over 80000 Happy Readers](#)

Book Descriptions:

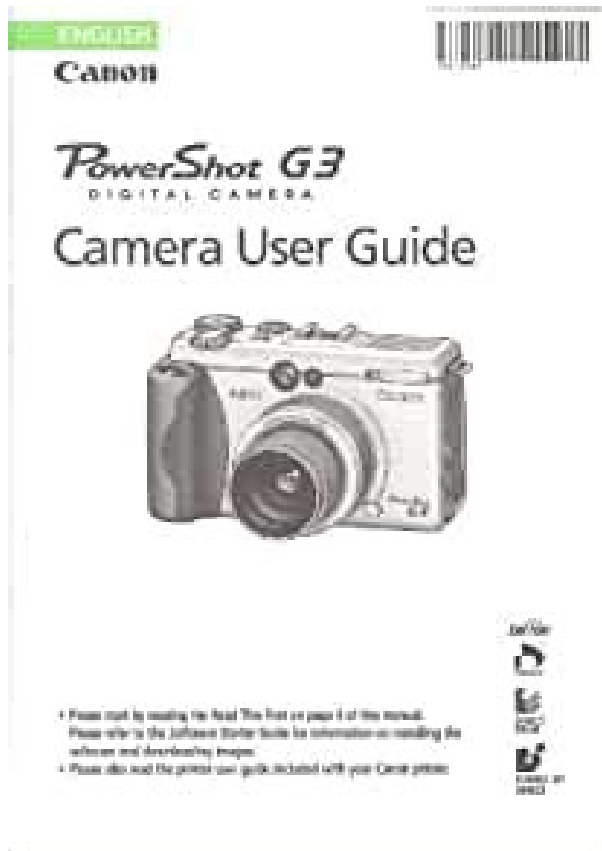
We have made it easy for you to find a PDF Ebooks without any digging. And by having access to our ebooks online or by storing it on your computer, you have convenient answers with canon g3 user manual . To get started finding canon g3 user manual , you are right to find our website which has a comprehensive collection of manuals listed.

Our library is the biggest of these that have literally hundreds of thousands of different products represented.



Book Descriptions:

canon g3 user manual



This page requires Javascript. Modify your browsers settings to allow Javascript to execute. See your browsers documentation for specific instructions. To install your download click on the name of the downloaded file. Lens and Flash accessories available. Automatic E-TTL Flash is possible with EX Series Speedlites Canon Speedlite 220EX, 380EX, 420EX, 550EX, and Macro Ring Lite MR14EX and Macro Twin Lite MT24EX. Computer connected Shooting Available Using included Remote Computer software. Required USB connection to compatible computer. Actual totals and file sizes may vary according to the subject, shooting conditions and shooting mode. Total length of movie files recordable on specific CF cards; Individual movie clips are limited to 3 minutes maximum per clip. Direct connection to Canon CP Printers and BJ Direct Photo printers no computer required. Shoot images at wide angle end and at telephoto end alternately with 20 seconds intervals. Use flash at every 4th time shootings. Repeat playback automatically at a speed of 1 image per 5 seconds. Recommended Software File Name Date File Size Optional Software File Name Date File Size Recommended Manuals File Name Date File Size Optional Manuals File Name Date File Size

The Product purchased with this limited warranty is the only PowerShot Digital Camera to which this limited warranty applies. Warranty exchange or replacement does not extend the original warranty period of the Product. The sole warranty, if any, with the respect to such nonCanon brand items is given by the manufacturer or producer thereof. This limited warranty covers all defects encountered in normal use of the Products, and does not apply in the following cases A Canon Customer Care representative will attempt to diagnose the nature of the problem and correct it over the telephone. If the problem cannot be corrected over the telephone, you will be asked to follow the applicable procedures for MAILIN SERVICE.

http://giwajib.com/data/editor/downloadable-manual-for-blender-2_6.xml

- canon super g3 user manual, canon fax super g3 user manual, canon super g3 fax machine user manual, canon laser class 2050p super g3 user manual, canon super g3 laser class 710 user manual, canon g3 user manual, canon g3 user manual, canon g3 user manual, canon super g3 user manual, canon super g3 fax user manual, canon g3 fax user manual.



PowerShot G3
DIGITAL CAMERA

Camera User Guide



- Please start by reading the Read This First on page 4 of this manual. Please refer to the Software Starter Guide for information on installing the software and downloading images.
- Please also read the printer user guide included with your Canon printer.



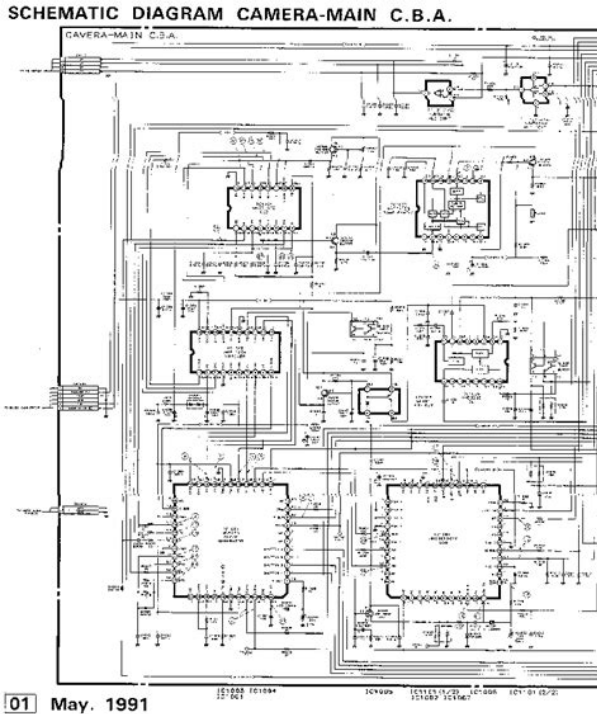
Note that a dated proof of purchase is required at the time of service. MAILIN SERVICE is a program under which your Product is repaired by a Canon U.S.A. or a Canon Canada authorized service center for the Product. You will be given the name, address and phone number of an authorized service center. It is your responsibility to properly package and send the defective Product, together with a copy of your dated proof of purchase, a complete explanation of the problem and a return address to the authorized service center at your expense. Do not include any other items with the defective Product. The Product covered by this limited warranty and proven to be defective upon inspection will be repaired and returned to you without charge by the authorized service center. Any Product received by the authorized service center that is not covered by the limited warranty will be returned unrepared, or at the discretion of the authorized service center, you may receive a written estimate of repair at such cost as the service center may establish from time to time. Scroll down to easily select items to add to your shopping cart for a faster, easier checkout. Visit the Canon Online Store It also works as an external battery charger from an AC outlet when connected to your camcorders power adapter. Effectively doubles the flash range of the camera. Comes with mounting bracket. The cable connects to your camera and to the USB port on your PC or MAC Computer. Comes standard with the EOS 1Ds Mark III, 1D Mark IV, 1D Mark III, 1Ds Mark II, 1D Mark II N, 1D Mark II, 5D Mark II, 7D, 5D, 50D, 40D, 30D, 20D, 10D, Digital Rebel XTi, Digital Rebel XT and Digital Rebel. Please see Compatibility tab for compatible models. The strap is lightly padded and features wide tapered ends for maximum comfort. Also allows for Remote Triggering of the flash. Or if you want to pull back a little more, Teleconverter TCDC58N is available. <http://top-lan.com/upload/downloadable-ipad-manual.xml>



Both accessories require Conversion Lens Adapter LADC58B to be used with the camera. You may download and use the Content solely for your personal, noncommercial use and at your own risks. Canon shall not be held liable for any damages whatsoever in connection with the Content, including, without limitation, indirect, consequential, exemplary or incidental damages. You shall also not and shall not let others reproduce, modify, reformat or create derivative works from the Content, in whole or in part. Canon PowerShot G3 X boasts a 1.0type 20.2 MP BSI CMOS sensor combined with the DIGIC 6 Image Processor delivers vivid, detailed images and outstanding lowlight performance up to ISO 12800. The 5axis Dynamic Image Stabilizer ensures shakefree images in low light situations or when using the full extent of the zoom. The 31points highspeed AF system cover a large area of the frame gives accurate focus. The PowerShot G3 X is builtin WiFi with NFC lets you quickly share images via smart devices, and makes remote shooting easy. I need it in paper form. Leave a Comment Cancel reply Save my name, email, and website in this browser for the next time I comment. Whether shooting stills or movies, the PowerShot G3 X enables you to capture scenes with beautiful background blur and get clear shots even in low light. Quickbright LCD. Please choose a different delivery location. Our payment security system encrypts your information during transmission. We don't share your credit card details with thirdparty sellers, and we don't sell your information to others. Used Acceptable Please try again. Please try again. Then you can start reading Kindle books on your smartphone, tablet, or computer no Kindle device required. In order to navigate out of this carousel please use your heading shortcut key to navigate to the next or previous heading.

Register a free business account If you are a seller for this product, would you like to suggest updates through seller support To calculate the overall star rating and percentage breakdown by star, we don't use a simple average. Instead, our system considers things like how recent a review is and if the reviewer bought the item on Amazon. It also analyzes reviews to verify trustworthiness. Please be discreet. They could be your neighbors or someone you know. Do you agree to keep the identity of these women a secret The women have requested that we not let those younger than 18 contact them because of past rude behavior by younger men. Again, please keep their identity a secret. From sheetfed and web offset commercial and newsprint through CI, gravure and flexographic labels and package printing, to corrugated and inkjet, we offer innovative cleaning, surface treatment, drying, ultraviolet curing, defect detection and color control systems to a wide range of print sectors, and understand what it takes to deploy tailored solutions that work with printing presses requiring the highest speeds and perfect quality. We also produce many of the most trusted and reliable technical consumables printers use every day. Transforming Textiles Our solutions allow textile makers to cut chemicals and use significantly less water while achieving superior moistening, laminating, antimicrobial and waterproofing results using Durable Water Repellants DWR and other chemistries. We are ushering in the future of fabrics, giving brands a competitive edge and consumers a better choice. Print Quality Verification Guardian PQV 100% Print Inspection provides complete print quality verification from prepress through production,

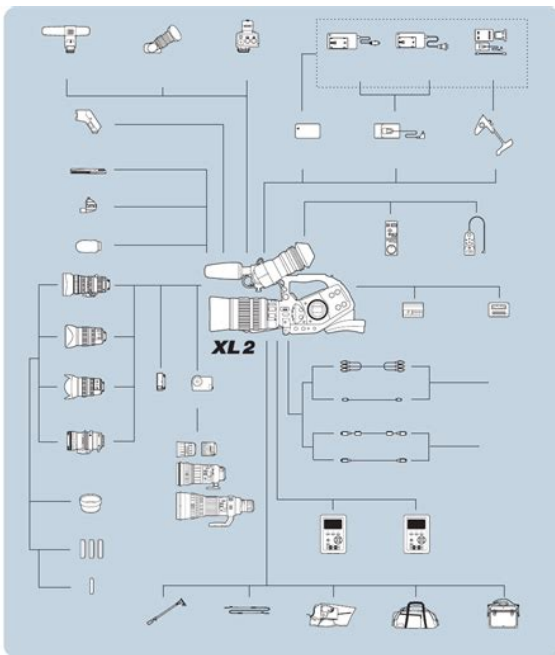
reporting, and archiving. Learn more about Baldwin Vision Systems and its other offerings for print quality perfection now.



<http://www.bosport.be/newsletter/bosch-k-jetronic-service-manual>

Check out the Baldwin Newsfeed for our latest news, events, case studies, videos and more Baldwin sees ConneXion as a new and exciting avenue to reach out to a wider customer base in the corrugated space. This new system—which automatically cleans and dries corrugated printing plates in less than four minutes—has been added to VPK’s advanced 2.1meterwide sixcolor Gopfert Ovation High Board Line flexographic printer at the company’s new highbay factory in Halden, Norway. Ahlbrandt’s Holger Baetz and Alexander Rau presents the new, particlefree CleanSpec electrode. It is designed for highquality printing and manufacturing of foodgrade and clean room applications. See and learn about our Germanbased facility and how we have adapted to Covid19. We are on high sensitivity to concerns about the coronavirus COVID19 and the potential to impact our team members, customers, visitors, vendors and our communities. Major upholstery manufacturers Adoksan and Boyteks invested in this innovative noncontact precision application system. The PureFiltration CW is the new, exceptionally high quality filtration system developed for parts washing machines. OLED TV Which Instant Pot Should You Buy 4K TV Buying Guide Soundbar buying guide Google Home vs. Amazon Echo Laptop Buying Guide MacBook Pro vs MacBook Air Nintendo Switch vs. Switch Lite Which is better. Not so much. There’s a reason computer companies don’t say much about the webcams that come built into the bezels of their screens. Most of these cameras are lowquality, with tiny sensors and cheap lenses. Sure, they work for basic videoconferencing, but they aren’t very impressive and certainly leave us wanting something more. You’ll need a few workarounds to get this type of camera to be recognized as a webcam by your computer, but the trouble is worth it for the higher resolution, much better lowlight performance, and cinematic background blur.

<https://www.acnovate.com/images/buckminster-fuller-operating-manual-for-spaceship-earth-ebook.pdf>



With major camera manufacturers like Canon, Nikon, Fujifilm, Panasonic, Olympus, and GoPro recently building a webcam option into their software, the odds are now pretty good that you can modify your current camera to use as a webcam, for free. If your computer has an HDMI port, it is likely itself an output port. And while cameras have USB ports, they generally do not send a clean video signal through them. The beauty of this setup is that you can generally use any HDMI source as the input, from a camera to a game console to another computer, and the output can be used however you'd like, from video conferencing to livestreaming or recording. Even if you have a camera that can shoot 4K video, the USB adapter may only support 1080p output. Given that most livestreams and videoconferences are reduced to 1080p or even 720p anyway, this probably isn't a huge concern. Some of the top-ranked ones include It allows you to connect multiple cameras or other HDMI inputs and select which one to output to your computer, which will see it as a simple webcam. This allows for advanced livestreaming setups with different angles, sharing a screen from a tablet or phone, or even printed material via an HDMI document camera. Sure, you don't need that for your average Zoom meeting, but the ATEM Mini has much more flexibility than a simple HDMI to USB adapter — and it's not even that expensive. Otherwise, you'll stream everything you see on the camera screen, including the user interface overlays, like exposure settings and focus indicators. Each camera's menu settings will be different, but look for an option for "output display" or "HDMI info display." Consult your camera's user manual if you can't find those settings. If your camera has facedetection autofocus or, better, eye detection, this is a great feature to turn on, as it will take all of the guesswork out of focusing.

<http://fradiomas.com/images/bucket-elevator-manual-pdf.pdf>

ENGLISH

● Canon

PowerShot G3
DIGITAL CAMERA

Camera User Guide



- Please start by reading the Read This First on page 4 of this manual.
- Please refer to the Software Starter Guide for information on installing the software and downloading images.
- Please also read the printer user guide included with your Canon printer.



If your camera doesn't have this feature, you can use standard continuous autofocus CAF, although this may not be reliable. You can also manually preset the focus, but you'll need to make sure you don't move during the video. These software solutions are less universal than video cards, however. Thirdparty software is available, but as 2020 made working from home a necessity for many, several manufacturers launched their own native solutions. Canon, Nikon, Fujifilm, Panasonic, Olympus, and GoPro are all integrating a webcam feature into native and free software. Most of these programs are recently launched beta options but provide users a way to use their camera as a webcam without buying any additional accessories. Cameras should also have a full battery, while long livestreams may require an AC adapter to keep the camera fully juiced. Unlike using HDMI, USB doesn't provide access to the camera's microphone, so these software tools will still require you to use your computer's builtin mic or an external one plugged into the computer, not the camera. A safe place to mount your camera, like a tripod, is ideal. And while not required, you'll also get better results with a video light and an external microphone. You'll need to launch the webcam utility software and follow any steps there, and inside the app you plan to livestream with, you'll need to go into the settings and choose your camera instead of the default builtin webcam. Just like using an HDMI video capture device, you will still need to set the focus on your camera. Initially available for Windows only, a MacOS version was recently introduced that allows the cameras to be adapted to both operating systems. The app works with Nikon Z cameras, as well as recent DSLRs, including the D6, D850, D780, D500, D7500, and D5600. The app, available for Windows and MacOS, works with several highend Fujifilm mirrorless cameras, including the XT2, XT3, and XT4, as well as all mediumformat GFX models.

The cameras will show up in any videoconferencing app on MacOS or Windows as a selectable webcam. However, most camera settings — including exposure — will be locked on automatic, although you can use exposure compensation to make the image brighter or darker. The program is similar to Panasonic's earlier tethering program, but strips the overlays such as focus boxes from the image, giving a clean output suitable for use in videoconferencing. This beta software is compatible with Windows 10 and needs one of five more advanced OMD cameras to work, including the EM1X, EM1, EM1 Mark II, EM1 Mark III, and the EM5 Mark II. After installing the software and connecting

the camera, users can select the camera as a device option in their video conferencing software of choice. To adapt the action cam for webcam use, the HERO8 first needs to have updated beta firmware on the camera itself. Then, install the beta program on your computer, and connect the GoPro with USB. The software is compatible with Mac OS, and a Windows version is in the works. As video conferencing grows, other camera manufacturers will likely follow suit with their own programs to adapt cameras to webcams. Sony, for one, plans to introduce webcam support for its ZV1 vlogging camera in July. SparkoCam is a Windows program that allows Canon and Nikon DSLRs to work as webcams without any special hardware check for full compatibility with your camera first. Unfortunately, it isn't available for Mac. With tools like multicamera switching, pictureinpicture, and screen sharing from a Mac or an iPhone, the software is a more advanced option for serious users. Once you finish streaming, Ecamm Live can also save the video file to your hard drive. The save feature is handy in various scenarios, but especially for anyone who's recording footage they plan to edit. But in most cases, the setup isn't exactly seamless. If you want to save, edit, or rewatch your video, a capture card is necessary anyway.

<https://gpagroup.in/wp-content/plugins/formcraft/file-upload/server/content/files/162719b51d472a---branson-5200-service-manual.pdf>

So although monitor mounts may have their uses, you're going to need some kind of tripod. For videoconferencing, a compact tabletop tripod is probably the best way to go. We're fans of the Joby GorillaPod series and the Manfrotto Pixi tripods. You'll find both options among our picks for the best tripods. Adding an external USB microphone to your computer is a surefire way to improve the sound of your voice. Sound quality and reduced echo and background noise can make a difference for your video calls. Especially in professional meetings, background noises can be workplace hazards. Besides, getting with the times means upgrading your streaming situation. For some inspiration, see how Digital Trends producer Dan Baker set up his home office for live streaming. Digital Trends may earn a commission when you buy through links on our site.

<https://www.interactivelearnings.com/forum/selenium-using-c/topic/14636/bosch-k-jetronic-service-manual>